

City of San Carlos

Downtown Specific Plan



March 1st - April 30th, 2023

Interactive Survey 2

Feedback Summary



Project Background

In March 2022, the City of San Carlos kicked-off the process to work with the community to create a new vision for Downtown San Carlos, including Laurel Street, El Camino Real, and the cross streets from Holly Street to Greenwood Avenue. This project, called the “Downtown Specific Plan,” will build upon what’s best and most loved about Downtown San Carlos, and take a close look at what needs updating or changing.



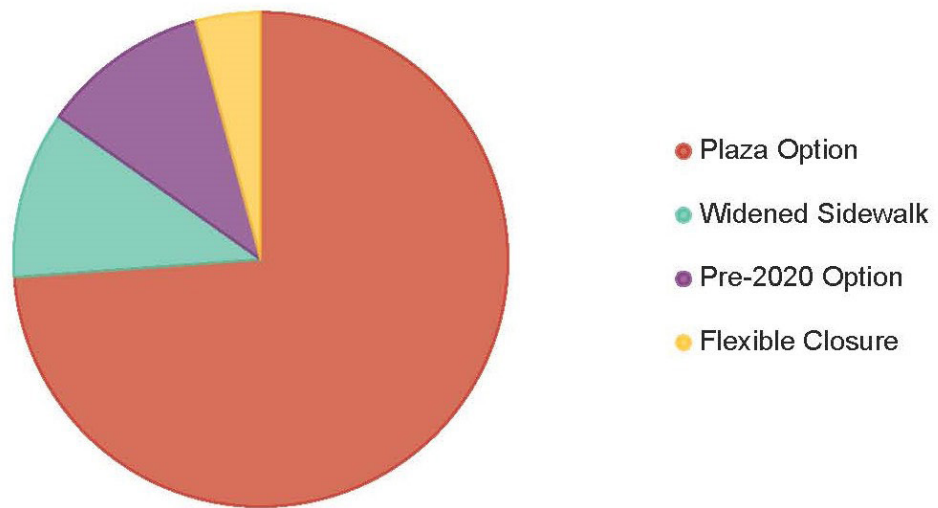
Survey Overview

The online survey for the Downtown Area Plan was conducted between March 1st and April 30th, 2023. It provided another opportunity for community members and stakeholders that were unable to attend the February 15th community workshop and the Coffee and Comments Open House held on March 4, 2023. The survey results will help City staff and the consultant team shape concepts for 700 block of Laurel Street, Harrington Park, alleyways, and a future plaza along the 600 block of Laurel Street.



COMMUNITY SURVEY SUMMARY

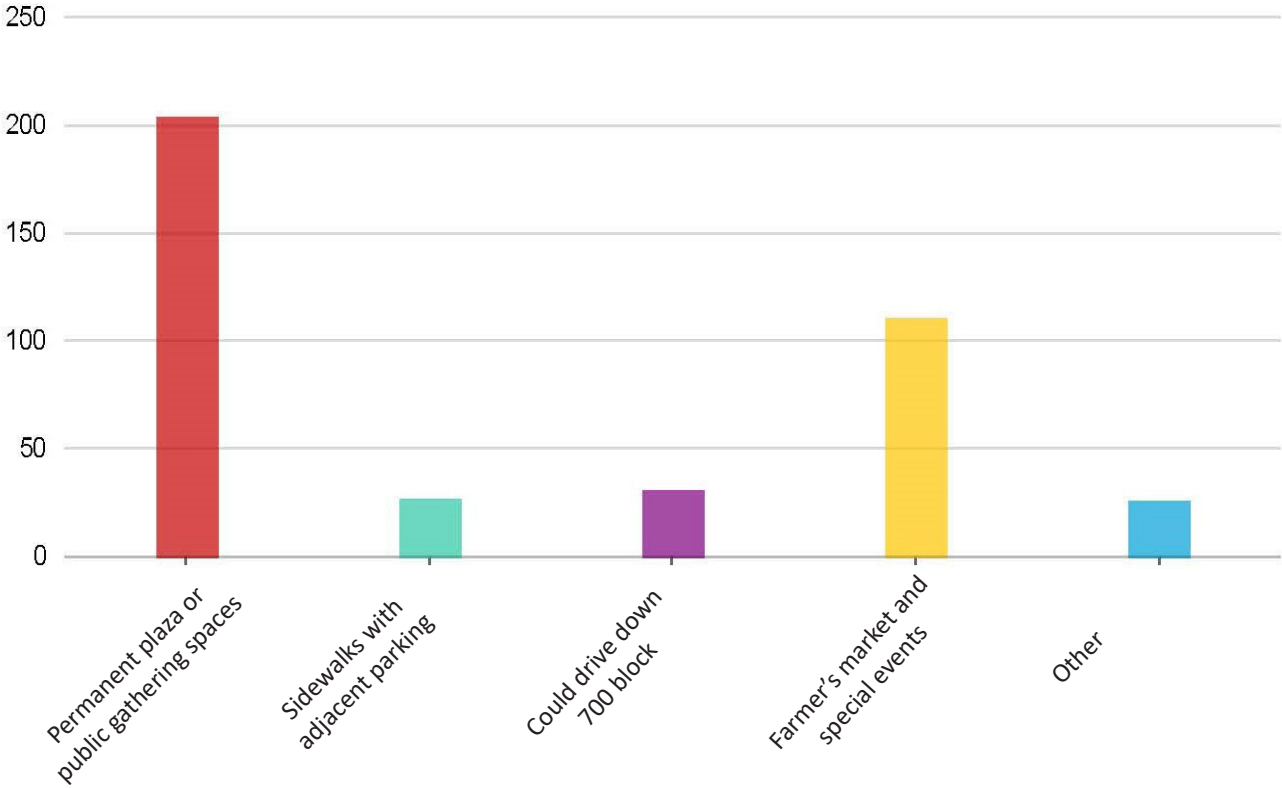
Q1: What is your preferred 700 Block option?



Answers	Count	Percentage
Plaza Option	209	72.32%
Widened Sidewalk	31	10.73%
Pre-2020 Option	31	10.73%
Flexible Closure	12	4.15%

Answered: 283 Skipped: 6

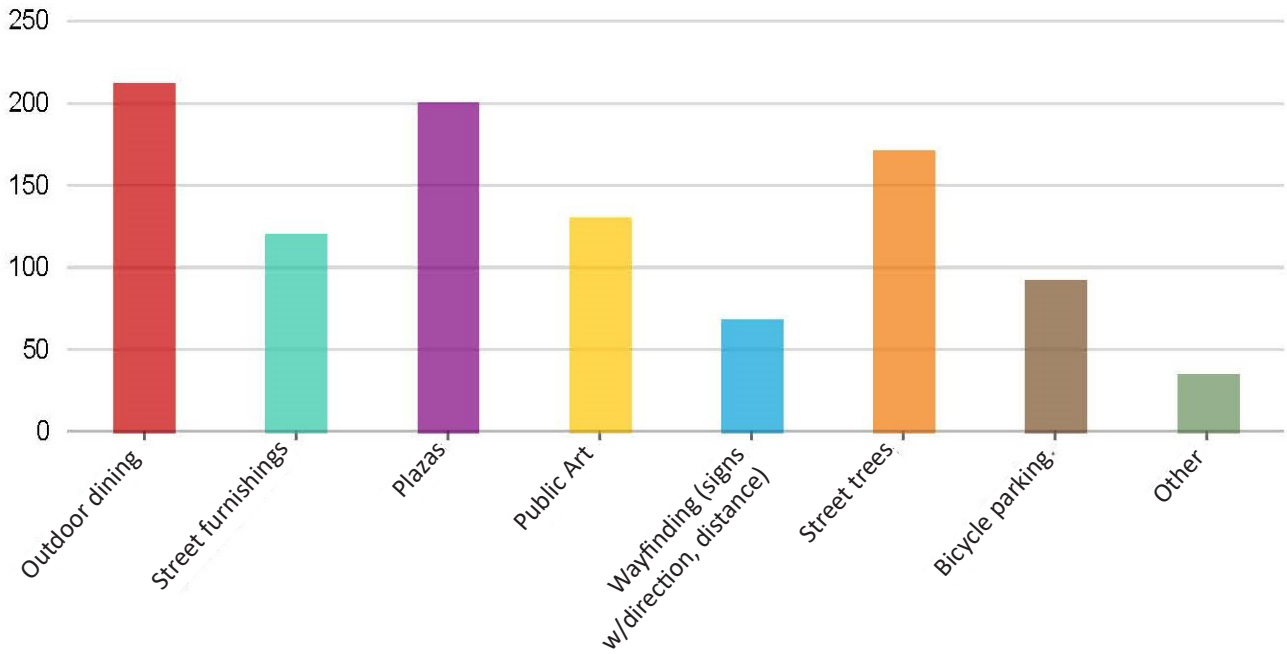
Q2: I would go downtown more often if _____



Answers	Count	Percentage
If there was a permanent plaza, public gathering spaces	204	70.59%
If there were wider sidewalks with adjacent parking	27	9.34%
If I could drive down the 700 block, like before 2020	31	10.73%
For Farmer's Market and special events	111	38.41%
Other	26	9%

Answered: 289 Skipped: 0

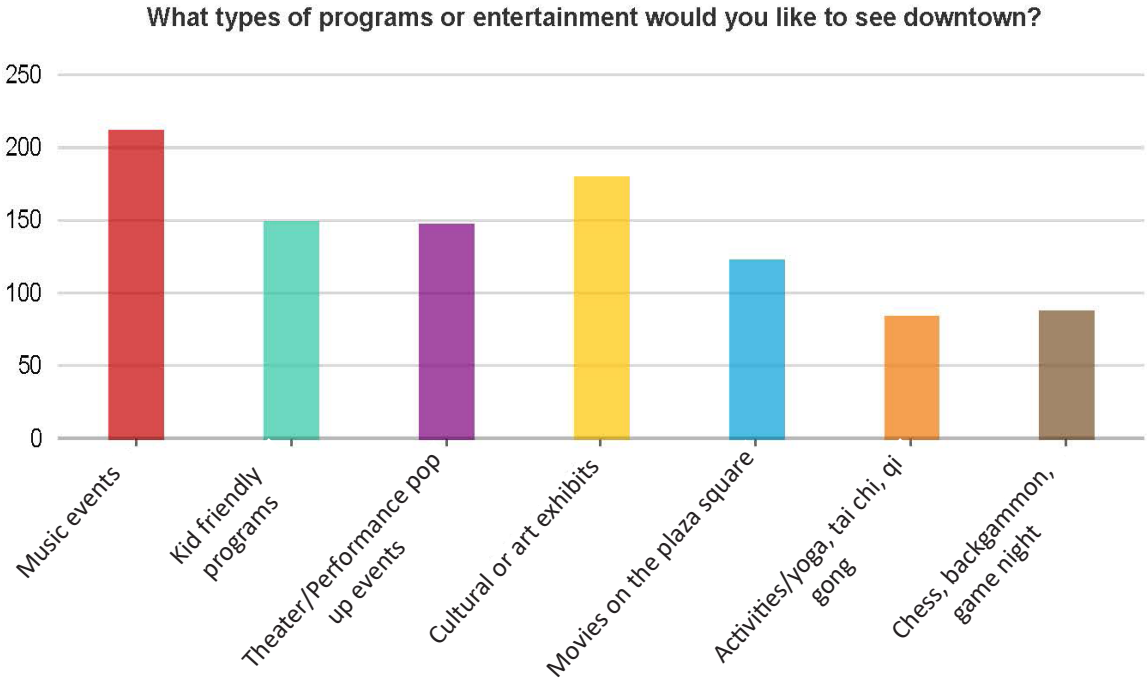
Q3: I would like to see more of the following downtown _____



Answers	Count	Percentage
Outdoor dining	213	73.7%
Street furnishings	121	41.87%
Plazas	201	69.55%
Public Art	131	45.33%
Wayfinding (signs w/direction, distance)	69	23.88%
Street trees	172	59.52%
Bicycle Parking	93	32.18%
Other	36	12.46%

Answered: 285 Skipped: 4

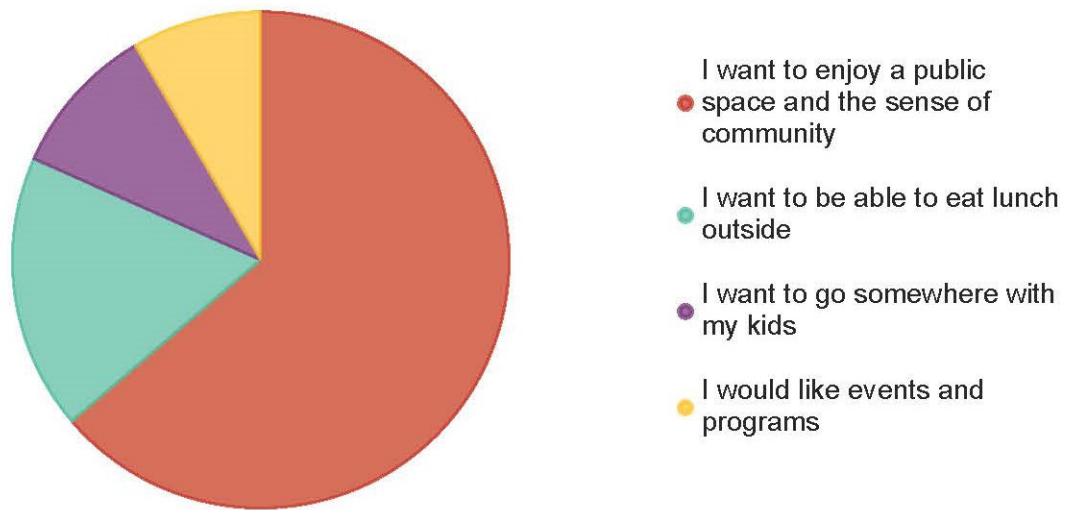
Q4: What types of programs or entertainment would you like to see downtown?



Answers	Count	Percentage
Music events	213	73.7%
Kid friendly programs	150	51.9%
Theater/Performance pop up events	148	51.21%
Cultural or art exhibits	181	62.63%
Movies on the plaza/square	124	42.91%
Activities/yoga, tai chi, qi gong	85	29.41%
Chess, backgammon, game night	89	30.8%

Answered: 270 Skipped: 19

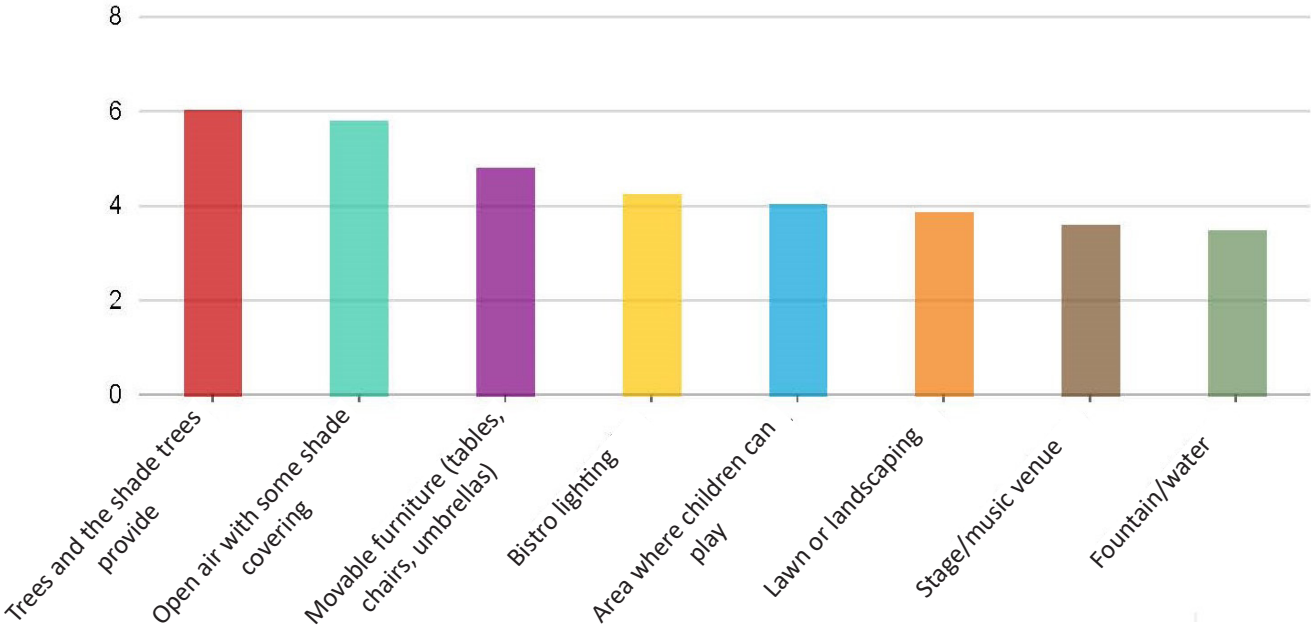
Q5: What is your highest priority for public spaces in the downtown area?



Answers	Count	Percentage
I want to enjoy a public space and the sense of community	174	61.7%
I want to be able to eat lunch outside	49	17.38%
I want to go somewhere with my kids	27	9.57%
I would like events and programs	23	8.16%

Answered: 273 Skipped: 9

Q6: Please rank the amenities in order of importance to you in the downtown core:



Rank	Answers	1	2	3	4	5	Average score	
1	Trees and the shade trees provide	33.57% 93	18.05% 50	14.8% 41	10.11% 28	9.75% 27	5.78% 16	6.04
2	Open air with some shade covering	23.1% 64	24.91% 69	14.8% 41	10.83% 30	11.19% 31	7.58% 21	5.81
3	Movable furniture (tables, chairs, umbrellas)	8.66% 24	18.41% 51	14.8% 41	15.16% 42	13% 36	13.72% 38	4.82
4	Bistro lighting	6.5% 18	9.39% 26	11.91% 33	17.69% 49	17.69% 49	14.08% 38	4.27
5	Area where children can play	11.91% 33	10.11% 28	10.83% 30	12.27% 34	6.5% 18	11.91% 33	4.05
6	Lawn or landscaping	3.97% 11	8.66% 24	14.44% 40	9.39% 26	15.88% 44	18.05% 50	3.88

Answered: 277 Skipped: 5

Q7: When you go to the 700 block, what draws you there? Specifically, what is the reason you visit?



Response	Count
restaurants	28
Food	9
Outdoor dining	8
Shopping	7
Dining	6
Community	6



te

Best

SAFFRON

Handicapped
Parking Only