



# CITY OF SAN CARLOS

## DOWNTOWN IMPLEMENTATION PHASE 1

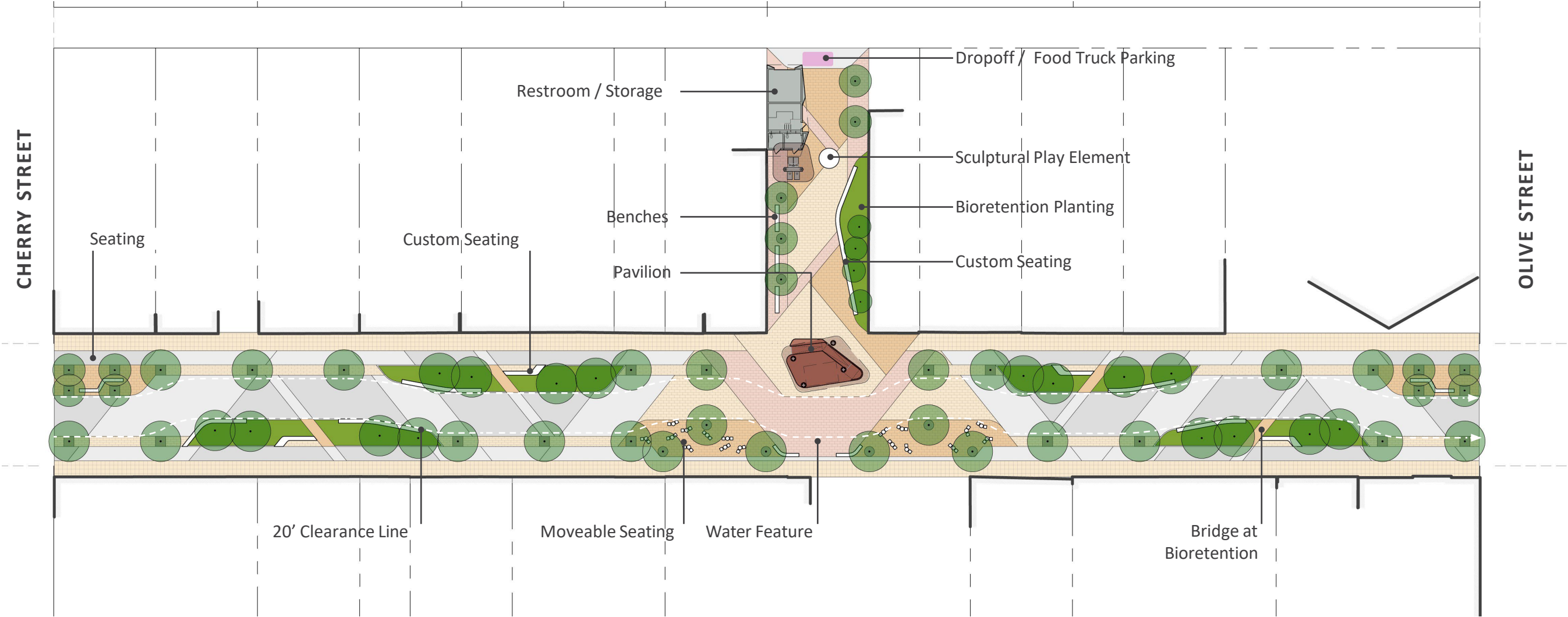
JUNE 9, 2025



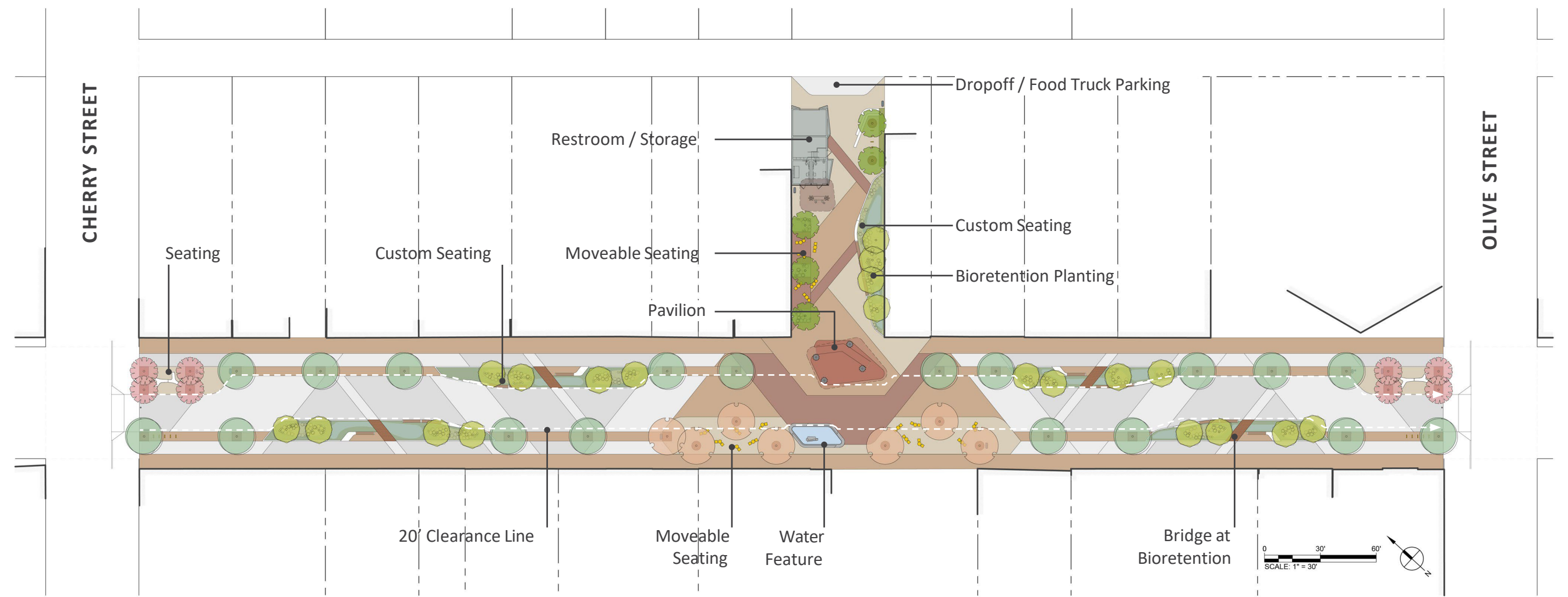
## AGENDA OVERVIEW

- Design Development Progress
- Project Images
- Phase 1A/1B Delineation
- Cost Estimate
- Pavilion + Water Feature
- Furnishings + Materials
- Art Procurement Process

WHERE WE LEFT OFF SCHEMATIC DESIGN PLAN



CURRENT SITE DESIGN DESIGN DEVELOPMENT PLAN

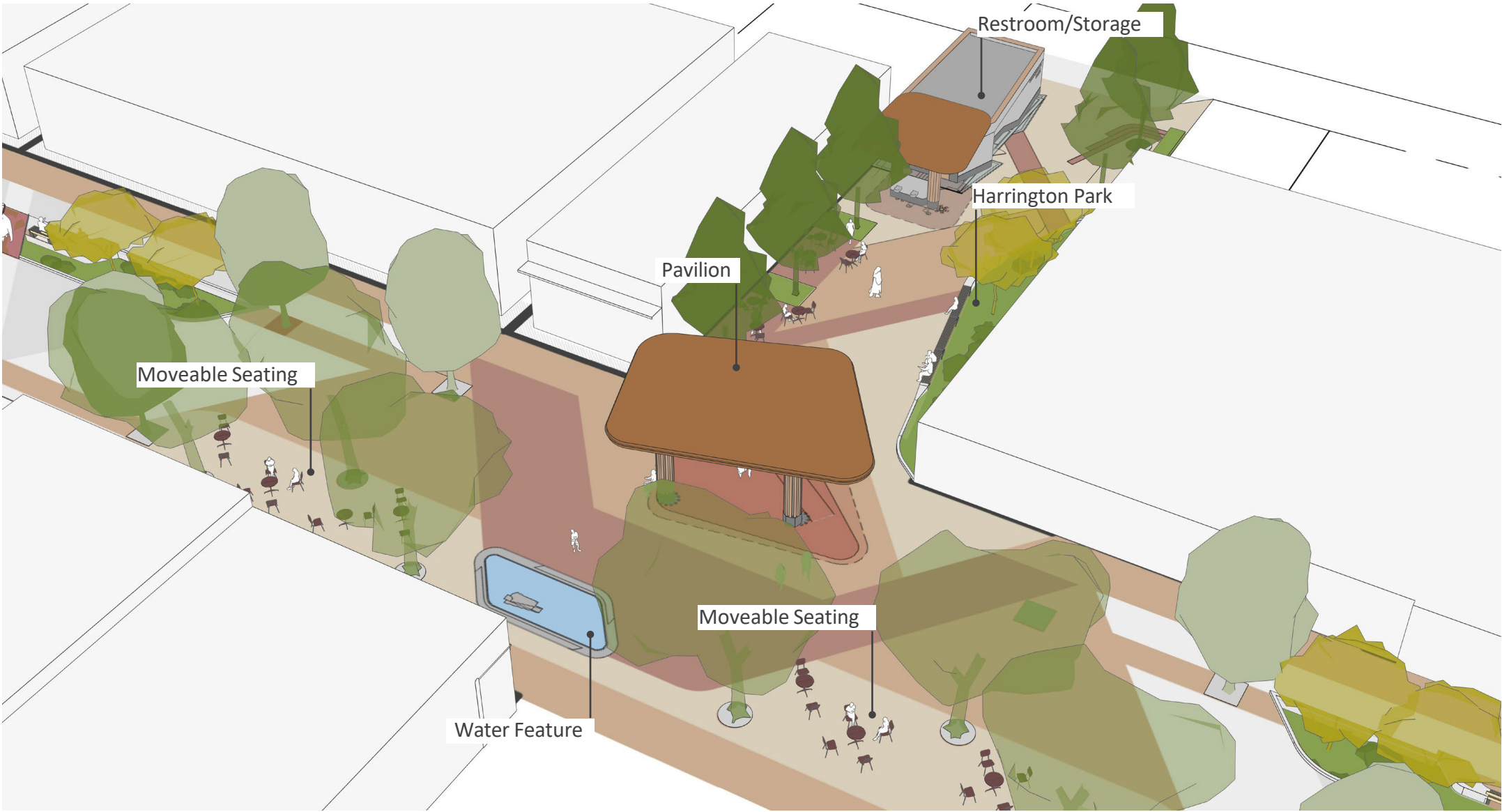




BIRD'S EYE VIEW 700 LAUREL BLOCK



BIRD'S EYE VIEW HARRINGTON PARK + PLAZA





RENDERED VIEW HARRINGTON PARK



*Looking through Harrington Park towards alley*



RENDERED VIEW HARRINGTON PLAZA



*Looking towards Harrington Park from Harrington Plaza*



RENDERED VIEW LAUREL STREET BIORETENTION AREAS



*Looking towards Cherry Street  
from Laurel Street's pedestrian  
walk*



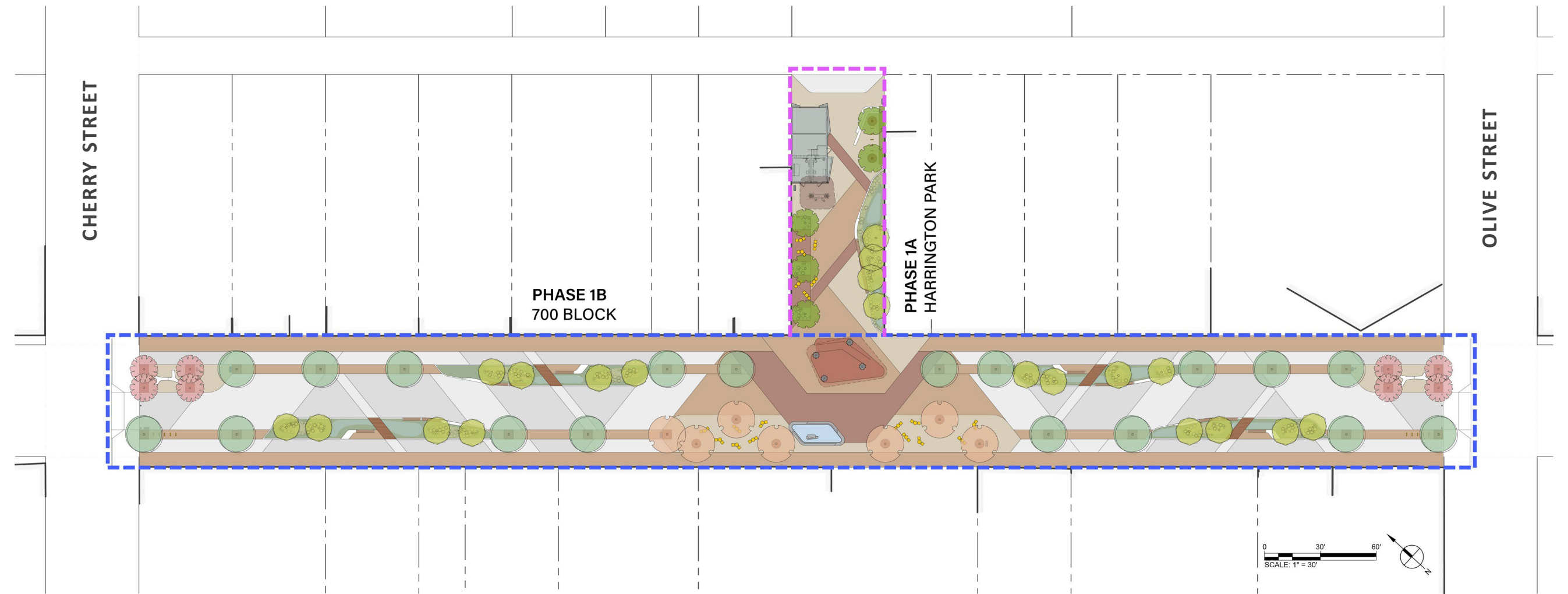
BEACON HARRINGTON PARK @ ALLEY



*Looking into Harrington Park  
from alley*



PHASE 1A/1B DELINEATION



# COST ESTIMATE PHASE 1

## PHASE 1A - HARRINGTON PARK

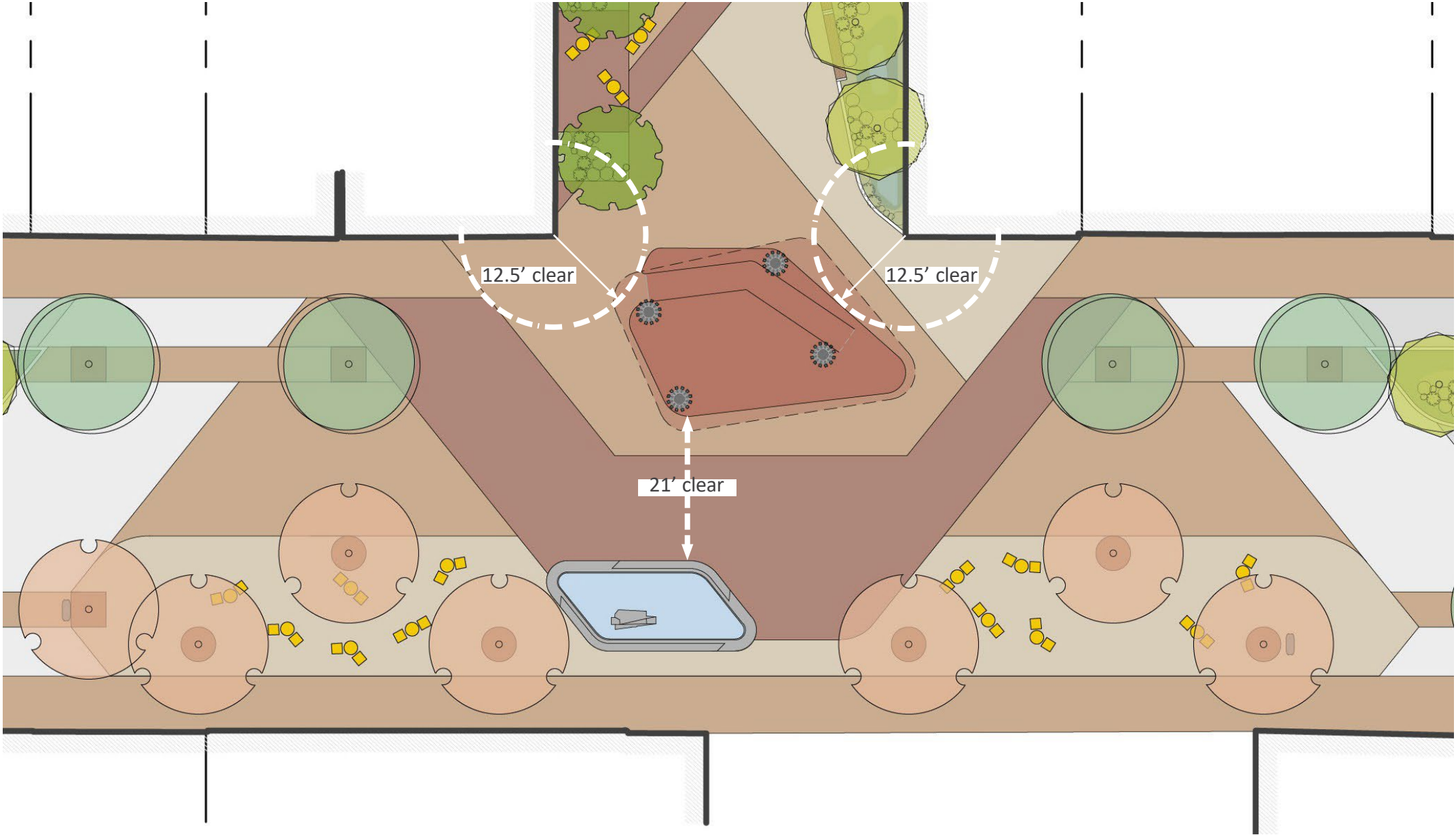
HARDSCAPE	\$233,668
LANDSCAPING	\$113,410
SITE FURNISHINGS	\$55,795
MULTIPURPOSE BUILDING	\$1,656,250
RESTROOM CANOPY	\$812,500
TOTAL COST:	\$3,671,599

## PHASE 1B - 700 LAUREL STREET

HARDSCAPE	\$1,688,347
LANDSCAPING	\$244,423
SITE FURNISHINGS	\$555,193
WATER FEATURE	\$741,979
PAVILION CANOPY, STAGE & AV EQUIPMENT	\$2,456,250
TOTAL COST:	\$9,523,287



PAVILION + WATER FEATURE LOCATION UPDATE





PAVILION DESIGN DEVELOPMENT



*Looking from Harrington Plaza  
on Laurel Street towards  
Harrington Park*



PAVILION DESIGN DEVELOPMENT



*Looking south down Laurel Street towards Harrington Park and Plaza*



WATER FEATURE PREVIOUS DESIGN





WATER FEATURE DESIGN DEVELOPMENT





# SITE FURNISHINGS DESIGN DEVELOPMENT



**Bench**  
*Twig, Landscapeforms*



**Cafe Table + Chairs**  
*Parc Centre, Landscapeforms*  
\*powdercoat color options available



**Custom Benches**





# SITE ELEMENTS DESIGN DEVELOPMENT



**Bike Racks**  
*Emerson, Landscapeforms*  
\*powdercoat color options available



**Waste Receptacles**  
*Multiminium, mmcite*



**Hydraulic Bollards**



**Bottle Filling Station**  
*Elkay*  
\*powdercoat color options available



**Tree Grate 1**  
*Spin, Iron Age (5' dia.)*  
\*Cast Iron w/ or w/o BOOF finish available



**Tree Grate 2**  
*Rain, Iron Age (5' x 5')*  
\*Cast Iron w/ or w/o BOOF finish available



**Trench Drain**  
*Rain, Iron Age*  
\*Cast Iron w/ or w/o BOOF finish available



**Pedestrian Bridge**  
*Rain, Iron Age (Custom)*  
\*Cast Iron w/ or w/o BOOF finish available



# PAVING MATERIALS PALETTE



**Unit Paver 1, Permeable**  
*Narrow Modular Pavers (3" X 9"), Stepstone*  
in medium shade (See below)

Select 1 Shade

Medium Shades

BRICK RED  
1816  
1416

CAFE BROWN  
1807  
1407

FRENCH GRAY  
1804  
1404



**Unit Paver 2**  
*Narrow Modular Pavers (6" X 12"), Stepstone*  
in light, medium and dark shades (See below)

Select 3 Shades (1 from each)

Light Shades

ALMOND  
1806  
1406

CARAMEL  
1810  
1410

GRANADA WHITE  
1801  
1401

Medium Shades

BRICK RED  
1816  
1416

CAFE BROWN  
1807  
1407

FRENCH GRAY  
1804  
1404

Dark Shades

ADOBE  
1825  
1425

KONA  
1821  
1421

PEBBLE  
1824  
1424



**Unit Paver 3**  
*CALARC® Pavers (12" X 24"), Stepstone*  
in dark shade (See below)

Select 1 Shade

Dark Shades

ADOBE  
1825  
1425

KONA  
1821  
1421

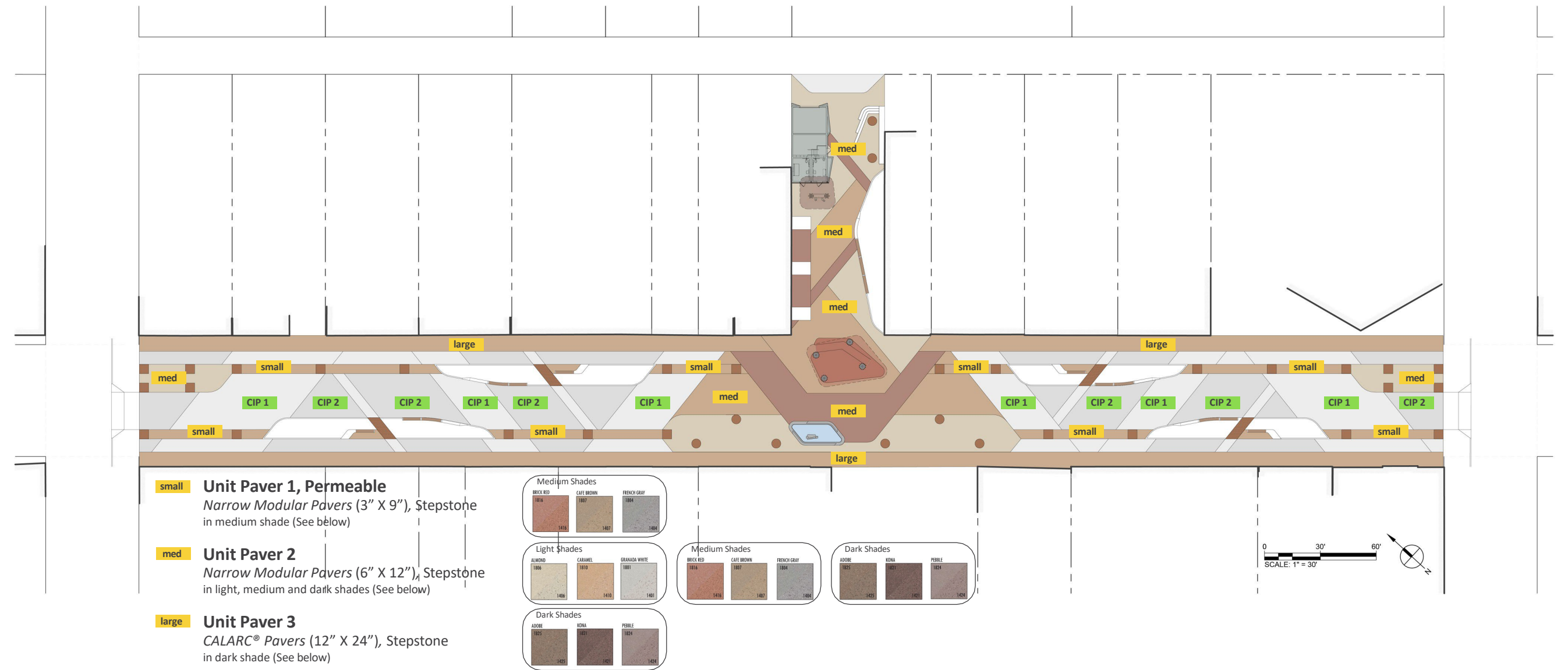
PEBBLE  
1824  
1424



**C.I.P Concrete 1 & 2**  
in light and dark grey



PAVING SITE PLAN





PLANTING DESIGN DEVELOPMENT






LIGHTING PHASE 1A AND PHASE 1B



**14' Pole Mounted Area Light**  
LUMEC, UrbanScape (\*w/ outlets and WiFi)



**LED Bollard**  
BEGA



**Path Light**  
INTERLUX, Dirigo



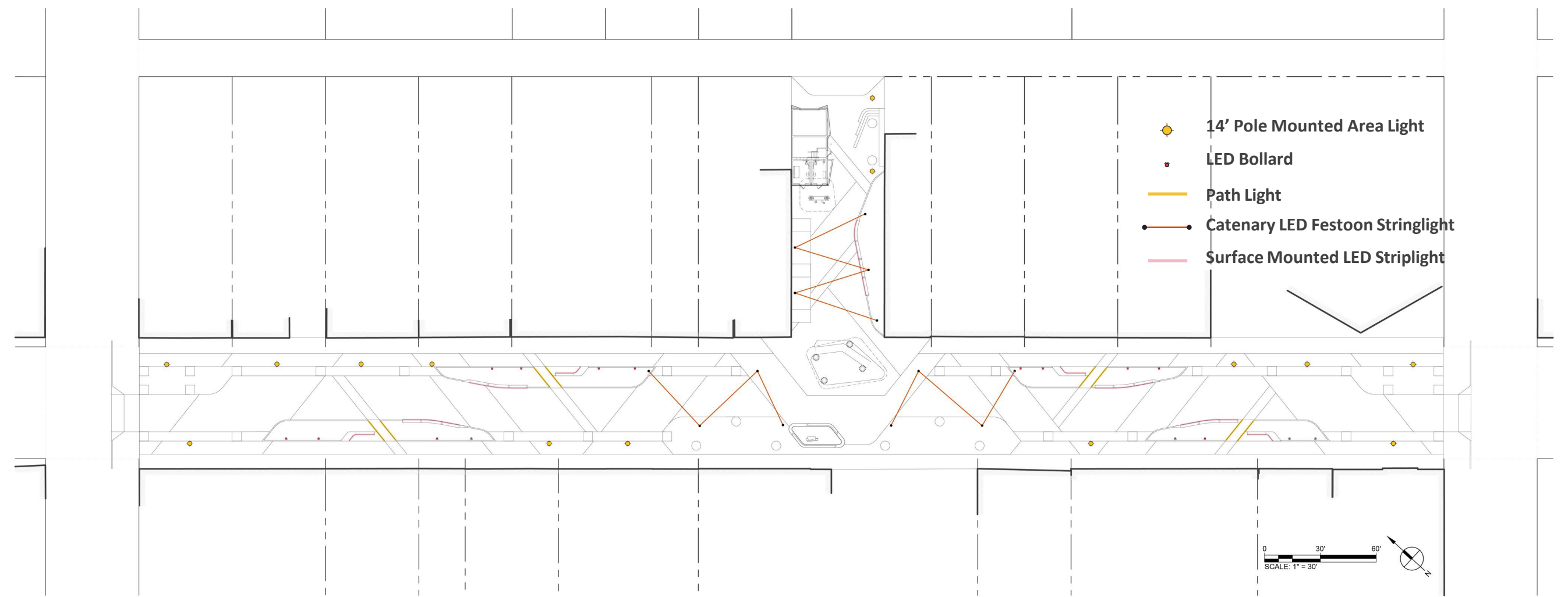
**Catenary LED Festoon Stringlight**  
PRIMUS



**Surface Mounted LED Striplight**  
QTL



# LIGHTING SITE PLAN





# PUBLIC ART PROCUREMENT PROCESS

